


Rapala[®]

PRO BASS FISHING



ACTIVISION[®]

⚠ WARNING: PHOTOSENSITIVITY/EPILEPSY/SEIZURES

READ BEFORE USING YOUR PLAYSTATION®2 COMPUTER ENTERTAINMENT SYSTEM.

A very small percentage of individuals may experience epileptic seizures or blackouts when exposed to certain light patterns or flashing lights. Exposure to certain patterns or backgrounds on a television screen or when playing video games may trigger epileptic seizures or blackouts in these individuals. These conditions may trigger previously undetected epileptic symptoms or seizures in persons who have no history of prior seizures or epilepsy. If you, or anyone in your family, has an epileptic condition or has had seizures of any kind, consult your physician before playing. IMMEDIATELY DISCONTINUE use and consult your physician before resuming gameplay if you or your child experience any of the following health problems or symptoms:

- dizziness
- altered vision
- eye or muscle twitches
- loss of awareness
- disorientation
- seizures
- any involuntary movement or convulsion

RESUME GAMEPLAY ONLY ON APPROVAL OF YOUR PHYSICIAN.

Use and handling of video games to reduce the likelihood of a seizure

- Use in a well-lit area and keep as far away as possible from the television screen.
 - Avoid large screen televisions. Use the smallest television screen available.
 - Avoid prolonged use of the PlayStation®2 system. Take a 15-minute break during each hour of play.
 - Avoid playing when you are tired or need sleep.
-

Stop using the system immediately if you experience any of the following symptoms: lightheadedness, nausea, or a sensation similar to motion sickness; discomfort or pain in the eyes, ears, hands, arms, or any other part of the body. If the condition persists, consult a doctor.

WARNING TO OWNERS OF PROJECTION TELEVISIONS:

Do not connect your PlayStation®2 system to a projection TV without first consulting the user manual for your projection TV, unless it is of the LCD type. Otherwise, it may permanently damage your TV screen.

HANDLING YOUR PLAYSTATION®2 FORMAT DISC:

- This disc is intended for use only with PlayStation®2 consoles with the NTSC U/C designation.
- Do not bend it, crush it or submerge it in liquids.
- Do not leave it in direct sunlight or near a radiator or other source of heat.
- Be sure to take an occasional rest break during extended play.
- Keep this compact disc clean. Always hold the disc by the edges and keep it in its protective case when not in use. Clean the disc with a lint-free, soft, dry cloth, wiping in straight lines from center to outer edge. Never use solvents or abrasive cleaners.

GETTING STARTED	2
MAIN MENU	2
CONTROLS	3
TOURNAMENT	4
FREE FISHING	4
GAMEPLAY & DISPLAYS	4
DRIVING	4
NAVIGATION & FISHING SPOTS	5
CASTING	5
RETRIEVING	5
FIGHTING FISH	6
USING THE TACKLE BOX	7
SOFTWARE LICENSE AGREEMENT	9
CUSTOMER SUPPORT	BACK PAGE

GETTING STARTED

PlayStation®2 system

Starting a game: Set up your PlayStation®2 computer entertainment system according to the instructions supplied with your system. Check that the system is turned on (the on/standby indicator is green). Insert the Rapala® Pro Bass Fishing disc in the system with the label side facing up. Attach game controllers and other peripherals as appropriate. Follow the on-screen instructions and refer to this manual for information on using the software.

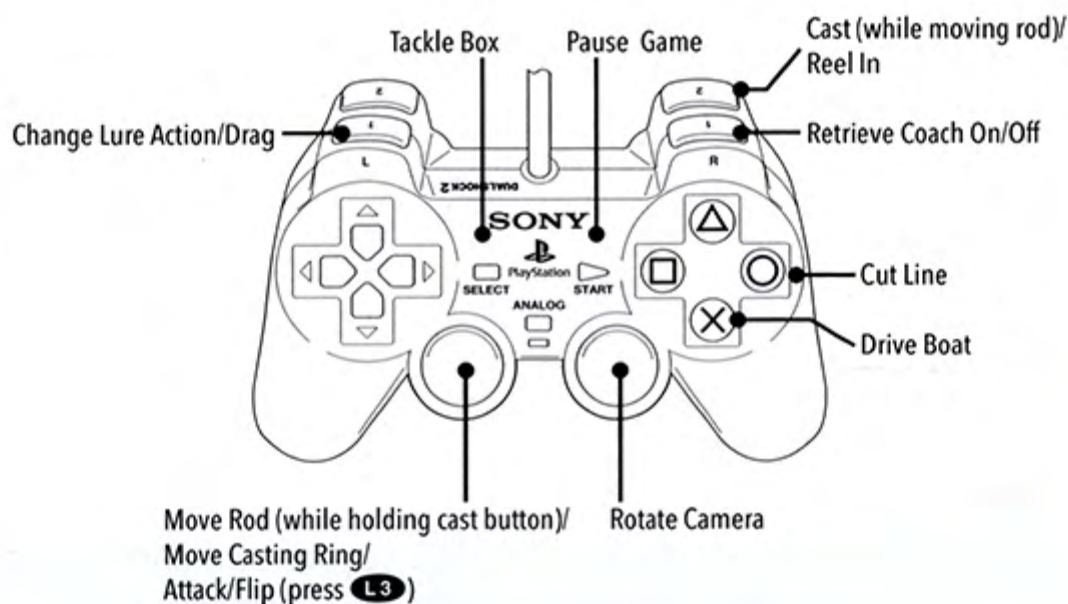
Memory Card (8MB)(for PlayStation®2): To save game settings and progress, insert a memory card (8MB)(for PlayStation®2) into MEMORY CARD slot 1 of your PlayStation®2 system. You can load saved game data from the same memory card or any memory card (8MB)(for PlayStation®2) containing previously saved games.

MAIN MENU

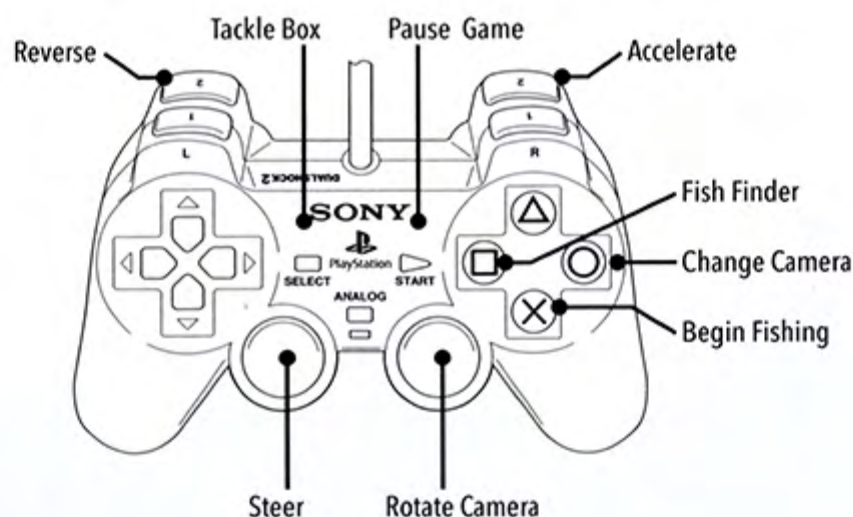
From the Main Menu screen, you can: Enter **TOURNAMENT** and begin your quest for the Rapala® trophy; fish at your own pace in **FREE FISHING**; change your angler's clothes and boat in **OUTFIT ANGLER**; change control sets, adjust settings and save your current profile in **OPTIONS**; and view stats, unlockables and the Fish-o-Pedia in **EXTRAS**.

CONTROLS

Fishing Mode



Driving Mode



TOURNAMENT

Begin your quest for the Rapala® trophy here! There are **3 SEASONS** and each season is made up of **4 TIERS** of events. Unlock higher tiers by completing events. You do not need to compete in every event in a tier to win the Rapala® trophy - you only need to finish the season with the most **SEASON POINTS**. Season points are awarded at the end of each event and the number of points you earn is based on your rank in that event. Each event also has a secondary objective that can be completed for additional season points. Check the **OBJECTIVES** screen in the in-game Pause Menu.

FREE FISHING

Free Fishing lets you head out alone and fish at your own pace or test your skills against fishing and angling challenges. Just select a lake, time of day and weather and you're ready to go. To begin a challenge on the lake, look for the red rings on the water and drive your boat over one to start competing.

GAMEPLAY & DISPLAYS

DRIVING

Score: Can be your total fish weight, number of fish caught or whatever the main objective is in an event.

Timer: Shows how much time is left in the event.

Fishfinder/GPS Map: Shows where fish are hiding underwater. Switch between Fishfinder and GPS map views.

NAVIGATION & FISHING SPOTS

To win tournament events, you need to find the best fishing spots. To do this, watch for clues above the water like circling birds, hot air balloons and crowds of spectators on the shoreline - these are often near fishing spots. Also, pay attention to your Fishfinder/GPS Map when driving. The best spots in the lake have large, green markers on the GPS map.

CASTING

Casting Ring (yellow): Move this ring around the water to set a visual target for your cast. If it turns green, it's over a fishing spot. Hit the ring with your cast and you'll get an instant attract bonus on your lure.

Casting Line (blue): It appears when holding the casting button and moving your rod up and down. It shows how far your lure can cast. Use it with the Casting Ring to help in aiming your cast.

RETRIEVING

Depth: Shows the depth of your lure.

Distance (Dist.): How far your lure is from the boat.

Retrieve Coach: Shows which **special retrieve technique** is currently assigned to your lure. Perform these techniques to increase the attractiveness of your lure. Follow the Coach's on-screen prompts to perform these techniques.

Drag: Shows your current drag setting when a fish is on your line. Adjust it to better manage your Hook Stability. Drag unlocks later in Tournament and is not available in the first events.

Special Retrieve Techniques

When reeling in a lure, use either of its special retrieve techniques to make it more attractive to its target fish. This is essential to catching more and bigger fish and winning tournament events. You can switch between the techniques at any time you are reeling in the lure. Follow the on-screen prompts of the Retrieve Coach. When you are doing it right, you will hear special music play.

FIGHTING FISH

When a fish is on your line, knowing when to move your rod and when to reel in is essential to bringing it into the boat!

Arrows: Show you how to move your rod and are essential to watch if you want to catch a fish! They appear at different moments during the fight.

- 1. Fish Strike:** When a fish strikes your lure, snap your rod in the arrow's direction for a perfect hook.
- 2. Fight:** Move your rod in the arrow's direction to bring the fish back to the center. Warning! If you reel in when the fish is on the sides, your Hook Stability will quickly decrease and you could lose the fish!
- 3. Attacks:** When you activate an Attack after filling your Attack Bar (see below), move your rod in the arrow's direction when it appears. Do this correctly and you can quickly reel in for short time!

Attack Bar: Fill up the Attack Bar by reeling in only when the fish is in the center of the screen.

Hook Stability: This treble hook shows how stable the hook is in the fish's mouth. Hooks disappear over time if the fish is not kept in the center of the screen. When they're gone, the fish will escape. TIP: Counteracting an Attack correctly will also increase your Hook Stability.

Escapes: Fish may try to escape during the fight. Counter its Escape by following the on-screen prompts.

USING THE TACKLE BOX

Change your gear in the Tackle Box. Select from lures, lines, rods, and reels. For lures, you can choose different sizes, colors and types. You can also see info on the highlighted gear item in the Fish-o-Pedia available in the Pause Menu.

Tackle Selection

Picking the right gear for your target fish is critical to catching and winning. When you open the Tackle Box, your target fish is displayed with a 5-star meter underneath. This meter tells you how interested the fish will be in your current gear set. Lures and lines affect this meter.

Lures

Different species like different lures (and different lure sizes). TIP: Use small-sized lures for smaller fish (like Crappies) and large-sized lures for the biggest fish (like Muskie and Sturgeon). Experiment with lure colors in different types of water to see what works best.

Lines

Choosing the right line for the right size fish is critical. Use thinner line for smaller fish like Crappies and thicker line for bigger fish. TIP: If you use a line that is too thin for the fish you're going after, you can lose the fish much more quickly during the fight (Hook Stability decreases faster). And thicker line may scare smaller fish away.

Rods & Reels

Every rod and reel has a different casting Precision and Distance rating. This affects how well you can cast and hit the Casting Ring. Baitcasting reels allow you to brake the lure in mid-flight to be more precise with your cast. TIP: Longer casts allow for longer retrieves which give you more time to attract fish.

Fish-O-Pedia

The Fish-o-Pedia is a wealth of fishing knowledge. You can access it from EXTRAS in the Main Menu, in the Pause Menu during gameplay and in the Tackle Box. It has info on everything from the fish you're going after, to the gear you need to use, and to the pros you're fishing against.

SOFTWARE LICENSE AGREEMENT

USE OF THIS PROGRAM IS SUBJECT TO THE SOFTWARE LICENSE TERMS SET FORTH BELOW. "PROGRAM" INCLUDES THE SOFTWARE INCLUDED WITH THIS AGREEMENT, THE ASSOCIATED MEDIA, ANY PRINTED MATERIALS, AND ANY ON-LINE OR ELECTRONIC DOCUMENTATION, AND ANY AND ALL COPIES AND DERIVATIVE WORKS OF SUCH SOFTWARE AND MATERIALS. BY OPENING THIS PACKAGE, AND/OR USING THE PROGRAM, YOU ACCEPT THE TERMS OF THIS LICENSE WITH ACTIVISION PUBLISHING, INC. ("ACTIVISION").

LIMITED USE LICENSE. Activision grants you the non-exclusive, non-transferable, limited right and license to use one copy of this Program solely and exclusively for your personal use. All rights not specifically granted under this Agreement are reserved by Activision. This Program is licensed, not sold. Your license confers no title or ownership in this Program and should not be construed as a sale of any rights in this Program.

OWNERSHIP. All title, ownership rights and intellectual property rights in and to this Program and any and all copies thereof (including but not limited to any titles, computer code, themes, objects, characters, character names, stories, dialog, catch phrases, locations, concepts, artwork, animation, sounds, musical compositions, audio-visual effects, methods of operation, moral rights, and any related documentation, incorporated into this Program) are owned by Activision or its licensors. This Program is protected by the copyright laws of the United States, international copyright treaties and conventions and other laws. This Program contains certain licensed materials and Activision's licensors may protect their rights in the event of any violation of this Agreement.

YOU SHALL NOT:

- Exploit this Program or any of its parts commercially, including but not limited to use at a cyber cafe, computer gaming center or any other location-based site. Activision may offer a separate Site License Agreement to permit you to make this Program available for commercial use; see the contact information below.
- Sell, rent, lease, license, distribute or otherwise transfer this Program, or any copies of this Program, without the express prior written consent of Activision.
- Reverse engineer, derive source code, modify, decompile, disassemble, or create derivative works of this Program, in whole or in part.
- Remove, disable or circumvent any proprietary notices or labels contained on or within the Program.
- Hack or modify (or attempt to modify or hack) the Program, or create, develop, modify, distribute or use any software programs, in order to gain (or allow others to gain) advantage of this Program in an on-line multiplayer game setting including but not limited to local area network or any other network play or on the internet.
- Export or re-export this Program or any copy or adaptation in violation of any applicable laws or regulations.

LIMITED WARRANTY. Activision warrants to the original consumer purchaser of this Program that the recording medium on which the Program is recorded will be free from defects in material and workmanship for 90 days from the date of purchase. If the recording medium is found defective within 90 days of original purchase, Activision agrees to replace, free of charge, any product discovered to be defective within such period upon its receipt of the Product, postage paid, with proof of the date of purchase, as long as the Program is still being manufactured by Activision. In the event that the Program is no longer available, Activision retains the right to substitute a similar program of equal or greater value. This warranty is limited to the recording medium containing the Program as originally provided by Activision and is not applicable to normal wear and tear. This warranty shall not be applicable and shall be void if the defect has arisen through abuse, mistreatment, or neglect. Any implied warranties prescribed by statute are expressly limited to the 90-day period described above.

EXCEPT AS SET FORTH ABOVE, THIS WARRANTY IS IN LIEU OF ALL OTHER WARRANTIES, WHETHER ORAL OR WRITTEN, EXPRESS OR IMPLIED, INCLUDING ANY WARRANTY OF MERCHANTABILITY, FITNESS FOR A PARTICULAR PURPOSE OR NON-INFRINGEMENT, AND NO OTHER REPRESENTATIONS OR CLAIMS OF ANY KIND SHALL BE BINDING ON OR OBLIGATE ACTIVISION.

When returning the Program for warranty replacement please send the original product discs only in protective packaging and include: (1) a photocopy of your dated sales receipt; (2) your name and return address typed or clearly printed; (3) a brief note describing the defect, the problem(s) you have encountered and the system on which you are running the Program; (4) if you are returning the Program after the 90-day warranty period, but within one year after the date of purchase, please include check or money order for \$20 U.S. currency per disc replacement. Note: Certified mail recommended. In the U.S. send to: Warranty Replacements, Activision, Inc., P.O. Box 67713, Los Angeles, California 90067

LIMITATION ON DAMAGES. IN NO EVENT WILL ACTIVISION BE LIABLE FOR SPECIAL, INCIDENTAL OR CONSEQUENTIAL DAMAGES RESULTING FROM POSSESSION, USE OR MALFUNCTION OF THE PROGRAM, INCLUDING DAMAGES TO PROPERTY, LOSS OF GOODWILL, COMPUTER FAILURE OR MALFUNCTION AND, TO THE EXTENT PERMITTED BY LAW, DAMAGES FOR PERSONAL INJURIES, EVEN IF ACTIVISION HAS BEEN ADVISED OF THE POSSIBILITY OF SUCH DAMAGES. ACTIVISION'S LIABILITY SHALL NOT EXCEED THE ACTUAL PRICE PAID FOR THE LICENSE TO USE THIS PROGRAM. SOME STATES/COUNTRIES DO NOT ALLOW LIMITATIONS ON HOW LONG AN IMPLIED WARRANTY LASTS AND/OR THE EXCLUSION OR LIMITATION OF INCIDENTAL OR CONSEQUENTIAL DAMAGES, SO THE ABOVE LIMITATIONS AND/OR EXCLUSION OR LIMITATION OF LIABILITY MAY NOT APPLY TO YOU. THIS WARRANTY GIVES YOU SPECIFIC LEGAL RIGHTS, AND YOU MAY HAVE OTHER RIGHTS WHICH VARY FROM JURISDICTION TO JURISDICTION.

TERMINATION. Without prejudice to any other rights of Activision, this Agreement will terminate automatically if you fail to comply with its terms and conditions. In such event, you must destroy all copies of this Program and all of its component parts.

U.S. GOVERNMENT RESTRICTED RIGHTS. The Program and documentation have been developed entirely at private expense and are provided as "Commercial Computer Software" or "restricted computer software." Use, duplication or disclosure by the U.S. Government or a U.S. Government subcontractor is subject to the restrictions set forth in subparagraph (c)(1)(ii) of the Rights in Technical Data and Computer Software clauses in DFARS 252.227-7013 or as set forth in subparagraph (c)(1) and (2) of the Commercial Computer Software Restricted Rights clauses at FAR 52.227-19, as applicable. The Contractor/Manufacturer is Activision, Inc., 3100 Ocean Park Boulevard, Santa Monica, California 90405.

INJUNCTION. Because Activision would be irreparably damaged if the terms of this Agreement were not specifically enforced, you agree that Activision shall be entitled, without bond, other security or proof of damages, to appropriate equitable remedies with respect to breaches of this Agreement, in addition to such other remedies as Activision may otherwise have under applicable laws.

INDEMNITY. You agree to indemnify, defend and hold Activision, its partners, affiliates, contractors, officers, directors, employees and agents harmless from all damages, losses and expenses arising directly or indirectly from your acts and omissions to act in using the Product pursuant to the terms of this Agreement.

MISCELLANEOUS. This Agreement represents the complete agreement concerning this license between the parties and supersedes all prior agreements and representations between them. It may be amended only by a writing executed by both parties. If any provision of this Agreement is held to be unenforceable for any reason, such provision shall be reformed only to the extent necessary to make it enforceable and the remaining provisions of this Agreement shall not be affected. This Agreement shall be construed under California law as such law is applied to agreements between California residents entered into and to be performed within California, except as governed by federal law and you consent to the exclusive jurisdiction of the state and federal courts in Los Angeles, California.

If you have any questions concerning this license, you may contact Activision at 7800 Equitable Drive, Eden Prairie, MN 55344, USA, (952)-918-9400, Attn. Business and Legal Affairs.

Customer Support

Note: Please do not contact Customer Support for hints/codes/cheats; only technical issues.

Internet: <http://www.activision.com/support>

Our support section of the Web has the most up-to-date information available. We update the support pages daily, so please check here first for solutions. If you cannot find an answer to your issue, you can submit a question/incident to us using the online support form. A response may take anywhere from 24-72 hours depending on the volume of messages we receive and the nature of your problem.

Note: all support is handled in English only.

Please see the Limited Warranty contained within our Software License Agreement for warranty replacements. **We recommend that you first contact an Activision Technical Support Representative through our support site before sending your product to us.** In many cases, a replacement is not necessary to resolve your problem. Our support representatives will help you determine if a replacement is necessary. If a replacement is appropriate we can issue you an Incident/Reference number to help process your replacement. Non-warranty game returns/refunds should be dealt with by the retailer or online site where you purchased the product.

Register your product online at <http://register.activision.com> so we can enter you in our monthly drawing for a fabulous Activision prize.

YAMAHA, the Tuning Fork Mark, VF250 V MAX SHO, F300, F150TRX and the related Yamaha outboard likeness thereof are trademarks of Yamaha Motor Corporation, U.S.A. and Yamaha Motor Co., Ltd. used under license.

When boating, remember to always observe all applicable boating laws.

Dress properly with a USCG-approved personal flotation device and protective gear.

ACTIVISION

activision.com

Rapala

Activision Publishing, Inc. P.O. Box 67713, Los Angeles, CA 90067

© 2010 Activision Publishing, Inc. Activision is a registered trademark of Activision Publishing, Inc. All rights reserved. Rapala and the Rapala logo are registered trademarks of Rapala VMC Corporation. Uses Bink Video. Copyright © 1997-2009 by RAD Game Tools, Inc. The ratings icon is a registered trademark of the Entertainment Software Association. All other trademarks and trade names are the properties of their respective owners. 76423226US